

2 March 2020

Construction & Engineering | Construction

## Sino-Thai Engineering & Construction (STEC TB)

**Buy** (Maintained)

### Flow Of New Jobs Ahead; Stay BUY

Target Price (Return): THB18.00 (+21%)  
 Price: THB14.90  
 Market Cap: USD720m  
 Avg Daily Turnover (THB/USD) 340m/11.1m

- **Maintain BUY, with a lower TP of THB18.00 from THB20.00, 21% upside with >2% dividend yield.** A solid orderbook remains Sino-Thai Engineering & Construction's key strength, even though some projects may not yield such healthy GPMs. However, the company has sturdy prospects in bidding for new jobs – which justifies our BUY rating.
- **4Q19 earnings boosted by equity income.** FY19 net profit was at THB1.48bn (-8% YoY). As usual, this implied that 4Q19 marked its best quarter, with earnings at THB600m (-6% YoY, +121% QoQ), as there was a gain from fair value adjustments on investment properties (usually recorded in 4Q). 4Q19 revenue remained solid, at THB9.2bn (-2% YoY, +1% QoQ), and this took FY19 turnover to THB33bn (+20% YoY). This was mainly from recognising the construction progress of MRT projects – especially the Orange, Pink and Yellow Lines. However, GPM continued to weaken QoQ to 4.5% in 4Q19, as all high-margin power plant jobs were completed in 1Q19. There was also an abnormal increase in equity income in 4Q19 to THB238m, from almost zero – as its 15% stake in companies overseeing the Pink-Line and Yellow-Line MRT projects were reclassified as JV & associates, from long-term investments.
- **Minimal revisions to our earnings forecasts.** Sino-Thai's key strength is its revenue growth momentum that has continued since FY15 up to present day, as its hefty orderbook is worth about THB90bn. As such, we maintain our revenue forecasts. As shown in Figure 2, we trim our GPM assumption to 5.5-5.7% for the next three years, as its GPM trend is currently in decline. Also, equity income should be revised upwards to reflect the reclassification of its investments in two MRT companies. These revisions led to a dip in our earnings forecasts for the next three years, by a mere 1.6-2.2%. Note, however, that we still expect earnings growth to pick up.
- **Good news on new orders in the near term.** The BBS Consortium (in which Sino-Thai has a 20% stake) is in talks with the committee of the U-Tapao airport expansion project – and negotiations should be finalised soon – which will improve its new orders outlook. This is as the first phase of construction of the airport expansion is valued at THB20-22bn – which should enhance its earnings visibility to FY24. Sino-Thai, together with its regular partners, is expected to bid for the Orange-Line MRT extension. This is anticipated to happen in 3Q20. Based on its track record, we believe it stands a high chance of winning the job.
- **New TP of THB18.00.** Our lower TP of THB18.00 based on 20x P/E, at -1.5SD from its mean P/E during FY11-16 and FY18, to reflect its lower-than-expected GPM and slower earnings growth.

#### Analyst

Chatree Srismaicharoen  
 +66 2088 9743  
[chatree.sr@rhbgroup.com](mailto:chatree.sr@rhbgroup.com)



#### Share Performance (%)

	YTD	1m	3m	6m	12m
Absolute	4.9	3.5	2.1	(19.0)	(33.2)
Relative	20.1	14.9	18.2	(1.9)	(14.3)
52-wk Price low/high (THB)	13.5 – 27.5				

#### Sino Thai Engineering & Construction Plc (STEC TB)



Source: Bloomberg

Forecasts and Valuation	Dec-18	Dec-19	Dec-20F	Dec-21F	Dec-22F
Total turnover (THBm)	27,537	32,992	35,025	37,152	39,253
Recurring net profit (THBm)	1,298	1,434	1,369	1,463	1,567
Recurring net profit growth (%)	-	10.5	(4.5)	6.9	7.1
Recurring P/E (x)	17.51	15.85	16.60	15.53	14.50
P/B (x)	2.1	2.0	1.8	1.7	1.6
P/CF (x)	2.34	27.70	4.21	6.83	5.21
Dividend Yield (%)	3.4	2.3	2.5	2.6	2.8
EV/EBITDA (x)	0.97	(1.30)	(3.39)	(3.94)	(4.68)
Return on average equity (%)	13.0	12.8	11.5	11.4	11.4
Net debt to equity (%)	(78.1)	(38.3)	(54.8)	(57.1)	(63.1)

Source: Company data, RHB

## Financial Exhibits

Asia	Financial summary (THB)	Dec-18	Dec-19	Dec-20F	Dec-21F	Dec-22F
Thailand	Recurring EPS	0.85	0.94	0.90	0.96	1.03
Construction & Engineering	DPS	0.50	0.35	0.37	0.39	0.42
<b>Sino-Thai Engineering &amp; Construction</b>	BVPS	7.09	7.55	8.09	8.68	9.32
STEC TB	Return on average equity (%)	13.0	12.8	11.5	11.4	11.4
Buy						
Valuation basis	Valuation metrics	Dec-18	Dec-19	Dec-20F	Dec-21F	Dec-22F
P/E	Recurring P/E (x)	17.51	15.85	16.60	15.53	14.50
	P/B (x)	2.1	2.0	1.8	1.7	1.6
	FCF Yield (%)	34.5	(24.4)	19.3	10.3	13.9
	Dividend Yield (%)	3.4	2.3	2.5	2.6	2.8
Key drivers	EV/EBITDA (x)	0.97	(1.30)	(3.39)	(3.94)	(4.68)
i. Upcoming infrastructure bids in Thailand;	EV/EBIT (x)	1.33	(2.03)	(5.42)	(6.28)	(7.39)
ii. Opportunity to upgrade its track record to be on par with the two largest players in the market.						
Key risks	Income statement (THBm)	Dec-18	Dec-19	Dec-20F	Dec-21F	Dec-22F
i. An increase in major construction material prices;	Total turnover	27,537	32,992	35,025	37,152	39,253
ii. Shortage of unskilled workers;	Gross profit	2,117	1,824	1,911	2,112	2,255
iii. Delays in the bidding of new projects.	EBITDA	2,247	2,154	2,129	2,284	2,458
	Depreciation and amortisation	(599)	(771)	(795)	(852)	(901)
	Operating profit	1,649	1,383	1,334	1,431	1,556
	Net interest	23	97	58	55	50
	Pre-tax profit	1,715	1,770	1,680	1,799	1,931
	Taxation	(397)	(326)	(293)	(310)	(335)
	Reported net profit	1,298	1,434	1,369	1,463	1,567
	Recurring net profit	1,298	1,434	1,369	1,463	1,567
Company Profile	Cash flow (THBm)	Dec-18	Dec-19	Dec-20F	Dec-21F	Dec-22F
Sino-Thai Engineering & Construction is one of the leading engineering and contractor firms in the country, with over 50 years of experience in private and public projects. Its competitive advantage lies in its extensive experience in building power and petrochemical plants.	Change in working capital	7,271	1,366	6,523	1,042	1,823
	Cash flow from operations	9,713	820	5,402	3,325	4,361
	Capex	(1,882)	(6,370)	(1,011)	(991)	(1,202)
	Cash flow from investing activities	(3,418)	(660)	(5,962)	(1,816)	(4,325)
	Dividends paid	0	(763)	(534)	(564)	(595)
	Cash flow from financing activities	(1,436)	(1,423)	(251)	(225)	(365)
	Cash at beginning of period	2,363	7,222	5,375	5,148	6,458
	Net change in cash	4,859	(1,263)	(812)	1,284	(329)
	Ending balance cash	7,222	5,960	4,563	6,432	6,128
	Balance sheet (THBm)	Dec-18	Dec-19	Dec-20F	Dec-21F	Dec-22F
	Total cash and equivalents	9,997	7,261	9,674	10,861	12,626
	Tangible fixed assets	4,447	5,556	5,771	5,910	6,211
	Total investments	12,032	20,182	22,493	23,440	24,443
	Total assets	45,575	49,207	56,873	61,186	66,837
	Short-term debt	462	585	714	753	785
	Total long-term debt	774	1,061	1,214	1,514	1,712
	Total liabilities	34,355	34,560	42,741	46,130	50,780
	Total equity	11,221	14,648	14,132	15,056	16,056
	Total liabilities & equity	45,575	49,207	56,873	61,186	66,837
	Key metrics	Dec-18	Dec-19	Dec-20F	Dec-21F	Dec-22F
	Revenue growth (%)	37.2	19.8	6.2	6.1	5.7
	Recurrent EPS growth (%)	0.0	10.5	(4.5)	6.9	7.1
	Gross margin (%)	7.7	5.5	5.5	5.7	5.7
	Operating EBITDA margin (%)	8.2	6.5	6.1	6.1	6.3
	Net profit margin (%)	4.7	4.3	3.9	3.9	4.0
	Capex/sales (%)	6.8	19.3	2.9	2.7	3.1
	Interest cover (x)	56.0	27.2	28.5	23.9	22.1

Source: Company data, RHB

**Figure 1: Sino-Thai's core profit in 4Q19 and FY19 should grow in tandem with the construction progress of three MRT routes. GPM should remain narrow, after it delivers high-margin construction works on power plants to clients**

FYE Dec (THBm)	4Q18	1Q19	2Q19	3Q19	4Q19	QoQ (%)	YoY (%)	FY18	FY19	YoY (%)
<b>Total turnover</b>	<b>9,321</b>	<b>7,500</b>	<b>7,296</b>	<b>9,037</b>	<b>9,158</b>	<b>1.3</b>	<b>-1.8</b>	<b>27,537</b>	<b>32,992</b>	<b>19.8</b>
<b>Gross profit</b>	<b>705</b>	<b>547</b>	<b>375</b>	<b>488</b>	<b>414</b>	<b>-15.2</b>	<b>-41.3</b>	<b>2,117</b>	<b>1,824</b>	<b>-13.8</b>
<i>Gross profit margin (%)</i>	<i>7.6</i>	<i>7.3</i>	<i>5.1</i>	<i>5.4</i>	<i>4.5</i>			<i>7.7</i>	<i>5.5</i>	
<b>EBITDA</b>	<b>720</b>	<b>628</b>	<b>533</b>	<b>627</b>	<b>573</b>	<b>-8.6</b>	<b>-20.4</b>	<b>2,318</b>	<b>2,361</b>	<b>1.9</b>
<i>EBITDA margin (%)</i>	<i>7.7</i>	<i>8.4</i>	<i>7.3</i>	<i>6.9</i>	<i>6.3</i>			<i>8.4</i>	<i>7.2</i>	
<b>EBIT</b>	<b>556</b>	<b>456</b>	<b>343</b>	<b>422</b>	<b>369</b>	<b>-12.7</b>	<b>-33.6</b>	<b>1,719</b>	<b>1,590</b>	<b>-7.5</b>
<i>EBIT margin (%)</i>	<i>6.0</i>	<i>6.1</i>	<i>4.7</i>	<i>4.7</i>	<i>4.0</i>			<i>6.2</i>	<i>4.8</i>	
Interest expense	(8)	(10)	(13)	(14)	(13)	-3.8	67.1	(29)	(51)	72.5
Equity income	8	(1)	(4)	(2)	238	-14,241.0	2,867.8	25	231	NM
<b>Pre-tax profit</b>	<b>548</b>	<b>446</b>	<b>330</b>	<b>408</b>	<b>355</b>	<b>-13.0</b>	<b>-35.1</b>	<b>1,690</b>	<b>1,539</b>	<b>-8.9</b>
Pre-tax profit margin (%)	5.9	5.9	4.5	4.5	3.9			6.1	4.7	
Tax	(166)	(100)	(56)	(67)	(103)	54.2	-37.5	(397)	(326)	-17.9
Effective tax rate (%)	30.2	22.3	17.0	16.4	29.1			23.5	21.2	
Minority interest	(15)	(2)	(2)	(3)	(4)	NM	NM	(20)	(11)	NM
Extraordinary items	263	0	0	(65)	115	-276.3	-56.4	319	50	-84.5
<b>Net profit</b>	<b>638</b>	<b>343</b>	<b>268</b>	<b>272</b>	<b>600</b>	<b>120.6</b>	<b>-5.9</b>	<b>1,617</b>	<b>1,484</b>	<b>-8.2</b>
<b>EPS (THB)</b>	<b>0.42</b>	<b>0.23</b>	<b>0.18</b>	<b>0.18</b>	<b>0.39</b>	<b>120.6</b>	<b>-5.9</b>	<b>1.06</b>	<b>0.97</b>	<b>-8.2</b>

Source: Company data, RHB

**Figure 2: Revisions to our forecasts**

		FY19F			FY20F			FY21F		
		Prev	New	% change	Prev	New	% change	Prev	New	% change
<b>Total revenue</b>	THBm	35,025	35,025	-	37,152	37,152	-	39,253	39,253	-
<b>Gross margin</b>	%	6.3	5.5	-0.8	6.5	5.7	-0.8	6.6	5.7	-0.9
<b>Profit shared from associates</b>	THBm	12	225	1,775	15	246	1,540	17	254	1,394
<b>Net profit</b>	THBm	1,396	1,369	-1.9	1,487	1,463	-1.6	1,602	1,567	-2.2

Source: RHB

## Recommendation Chart



Source: RHB, Bloomberg

Date	Recommendation	Target Price	Price
2020-01-20	Buy	20.0	15.9
2019-11-15	Buy	20.0	14.6
2019-09-12	Buy	23.0	19.7
2019-03-01	Buy	25.5	22.3

Source: RHB, Bloomberg

## RHB Guide to Investment Ratings

<b>Buy:</b>	Share price may exceed 10% over the next 12 months
<b>Trading Buy:</b>	Share price may exceed 15% over the next 3 months, however longer-term outlook remains uncertain
<b>Neutral:</b>	Share price may fall within the range of +/- 10% over the next 12 months
<b>Take Profit:</b>	Target price has been attained. Look to accumulate at lower levels
<b>Sell:</b>	Share price may fall by more than 10% over the next 12 months
<b>Not Rated:</b>	Stock is not within regular research coverage

### Investment Research Disclaimers

RHB has issued this report for information purposes only. This report is intended for circulation amongst RHB and its affiliates' clients generally or such persons as may be deemed eligible by RHB to receive this report and does not have regard to the specific investment objectives, financial situation and the particular needs of any specific person who may receive this report. This report is not intended, and should not under any circumstances be construed as, an offer or a solicitation of an offer to buy or sell the securities referred to herein or any related financial instruments.

This report may further consist of, whether in whole or in part, summaries, research, compilations, extracts or analysis that has been prepared by RHB's strategic, joint venture and/or business partners. No representation or warranty (express or implied) is given as to the accuracy or completeness of such information and accordingly investors should make their own informed decisions before relying on the same.

This report is not directed to, or intended for distribution to or use by, any person or entity who is a citizen or resident of or located in any locality, state, country or other jurisdiction where such distribution, publication, availability or use would be contrary to the applicable laws or regulations. By accepting this report, the recipient hereof (i) represents and warrants that it is lawfully able to receive this document under the laws and regulations of the jurisdiction in which it is located or other applicable laws and (ii) acknowledges and agrees to be bound by the limitations contained herein. Any failure to comply with these limitations may constitute a violation of applicable laws.

All the information contained herein is based upon publicly available information and has been obtained from sources that RHB believes to be reliable and correct at the time of issue of this report. However, such sources have not been independently verified by RHB and/or its affiliates and this report does not purport to contain all information that a prospective investor may require. The opinions expressed herein are RHB's present opinions only and are subject to change without prior notice. RHB is not under any obligation to update or keep current the information and opinions expressed herein or to provide the recipient with access to any additional information. Consequently, RHB does not guarantee, represent or warrant, expressly or impliedly, as to the adequacy, accuracy, reliability, fairness or completeness of the information and opinion contained in this report. Neither RHB (including its officers, directors, associates, connected parties, and/or employees) nor does any of its agents accept any liability for any direct, indirect or consequential losses, loss of profits and/or damages that may arise from the use or reliance of this research report and/or further communications given in relation to this report. Any such responsibility or liability is hereby expressly disclaimed.

Whilst every effort is made to ensure that statement of facts made in this report are accurate, all estimates, projections, forecasts, expressions of opinion and other subjective judgments contained in this report are based on assumptions considered to be reasonable and must not be construed as a representation that the matters referred to therein will occur. Different assumptions by RHB or any other source may yield substantially different results and recommendations contained on one type of research product may differ from recommendations contained in other types of research. The performance of currencies may affect the value of, or income from, the securities or any other financial instruments referenced in this report. Holders of depositary receipts backed by the securities discussed in this report assume currency risk. Past performance is not a guide to future performance. Income from investments may fluctuate. The price or value of the investments to which this report relates, either directly or indirectly, may fall or rise against the interest of investors.

This report does not purport to be comprehensive or to contain all the information that a prospective investor may need in order to make an investment decision. The recipient of this report is making its own independent assessment and decisions regarding any securities or financial instruments referenced herein. Any investment discussed or recommended in this report may be unsuitable for an investor depending on the investor's specific investment objectives and financial position. The material in this report is general information intended for recipients who understand the risks of investing in financial instruments. This report does not take into account whether an investment or course of action and any associated risks are suitable for the recipient. Any recommendations contained in this report must therefore not be relied upon as investment advice based on the recipient's personal circumstances. Investors should make their own independent evaluation of the information contained herein, consider their own investment objective, financial situation and particular needs and seek their own financial, business, legal, tax and other advice regarding the appropriateness of investing in any securities or the investment strategies discussed or recommended in this report.

This report may contain forward-looking statements which are often but not always identified by the use of words such as "believe", "estimate", "intend" and "expect" and statements that an event or result "may", "will" or "might" occur or be achieved and other similar expressions. Such forward-looking statements are based on

assumptions made and information currently available to RHB and are subject to known and unknown risks, uncertainties and other factors which may cause the actual results, performance or achievement to be materially different from any future results, performance or achievement, expressed or implied by such forward-looking statements. Caution should be taken with respect to such statements and recipients of this report should not place undue reliance on any such forward-looking statements. RHB expressly disclaims any obligation to update or revise any forward-looking statements, whether as a result of new information, future events or circumstances after the date of this publication or to reflect the occurrence of unanticipated events.

The use of any website to access this report electronically is done at the recipient's own risk, and it is the recipient's sole responsibility to take precautions to ensure that it is free from viruses or other items of a destructive nature. This report may also provide the addresses of, or contain hyperlinks to, websites. RHB takes no responsibility for the content contained therein. Such addresses or hyperlinks (including addresses or hyperlinks to RHB own website material) are provided solely for the recipient's convenience. The information and the content of the linked site do not in any way form part of this report. Accessing such website or following such link through the report or RHB website shall be at the recipient's own risk.

This report may contain information obtained from third parties. Third party content providers do not guarantee the accuracy, completeness, timeliness or availability of any information and are not responsible for any errors or omissions (negligent or otherwise), regardless of the cause, or for the results obtained from the use of such content. Third party content providers give no express or implied warranties, including, but not limited to, any warranties of merchantability or fitness for a particular purpose or use. Third party content providers shall not be liable for any direct, indirect, incidental, exemplary, compensatory, punitive, special or consequential damages, costs, expenses, legal fees, or losses (including lost income or profits and opportunity costs) in connection with any use of their content.

The research analysts responsible for the production of this report hereby certifies that the views expressed herein accurately and exclusively reflect his or her personal views and opinions about any and all of the issuers or securities analysed in this report and were prepared independently and autonomously. The research analysts that authored this report are precluded by RHB in all circumstances from trading in the securities or other financial instruments referenced in the report, or from having an interest in the company(ies) that they cover.

The contents of this report is strictly confidential and may not be copied, reproduced, published, distributed, transmitted or passed, in whole or in part, to any other person without the prior express written consent of RHB and/or its affiliates. This report has been delivered to RHB and its affiliates' clients for information purposes only and upon the express understanding that such parties will use it only for the purposes set forth above. By electing to view or accepting a copy of this report, the recipients have agreed that they will not print, copy, videotape, record, hyperlink, download, or otherwise attempt to reproduce or re-transmit (in any form including hard copy or electronic distribution format) the contents of this report. RHB and/or its affiliates accepts no liability whatsoever for the actions of third parties in this respect.

The contents of this report are subject to copyright. Please refer to Restrictions on Distribution below for information regarding the distributors of this report. Recipients must not reproduce or disseminate any content or findings of this report without the express permission of RHB and the distributors.

The securities mentioned in this publication may not be eligible for sale in some states or countries or certain categories of investors. The recipient of this report should have regard to the laws of the recipient's place of domicile when contemplating transactions in the securities or other financial instruments referred to herein. The securities discussed in this report may not have been registered in such jurisdiction. Without prejudice to the foregoing, the recipient is to note that additional disclaimers, warnings or qualifications may apply based on geographical location of the person or entity receiving this report.

The term "RHB" shall denote, where appropriate, the relevant entity distributing or disseminating the report in the particular jurisdiction referenced below, or, in every other case, RHB Investment Bank Berhad and its affiliates, subsidiaries and related companies.

### RESTRICTIONS ON DISTRIBUTION

#### Malaysia

This report is issued and distributed in Malaysia by RHB Investment Bank Berhad ("RHBIB"). The views and opinions in this report are our own as of the date hereof and is subject to change. If the Financial Services and Markets Act of the United Kingdom or the rules of the Financial Conduct Authority apply to a recipient, our obligations owed to such recipient therein are unaffected. RHBIB has no obligation to update its opinion or the information in this report.

#### Thailand

This report is issued and distributed in the Kingdom of Thailand by RHB Securities (Thailand) PCL, a licensed securities company that is authorised by the Ministry of Finance, regulated by the Securities and Exchange Commission of Thailand and is a member of the Stock Exchange of Thailand. The Thai Institute of Directors Association has disclosed the Corporate Governance Report of Thai Listed Companies made pursuant to the policy of the Securities and Exchange Commission of Thailand. RHB Securities (Thailand) PCL does not endorse, confirm nor certify the result of the Corporate Governance Report of Thai Listed Companies.



## Indonesia

This report is issued and distributed in Indonesia by PT RHB Sekuritas Indonesia. This research does not constitute an offering document and it should not be construed as an offer of securities in Indonesia. Any securities offered or sold, directly or indirectly, in Indonesia or to any Indonesian citizen or corporation (wherever located) or to any Indonesian resident in a manner which constitutes a public offering under Indonesian laws and regulations must comply with the prevailing Indonesian laws and regulations.

## Singapore

This report is issued and distributed in Singapore by RHB Securities Singapore Pte Ltd which is a holder of a capital markets services licence and an exempt financial adviser regulated by the Monetary Authority of Singapore. RHB Securities Singapore Pte Ltd may distribute reports produced by its respective foreign entities, affiliates or other foreign research houses pursuant to an arrangement under Regulation 32C of the Financial Advisers Regulations. Where the report is distributed in Singapore to a person who is not an Accredited Investor, Expert Investor or an Institutional Investor, RHB Securities Singapore Pte Ltd accepts legal responsibility for the contents of the report to such persons only to the extent required by law. Singapore recipients should contact RHB Securities Singapore Pte Ltd in respect of any matter arising from or in connection with the report.

## Hong Kong

This report is distributed in Hong Kong by RHB Securities Hong Kong Limited (興業 僑豐證券有限公司) (CE No.: ADU220) ("RHBSHK") which is licensed in Hong Kong by the Securities and Futures Commission for Type 1 (dealing in securities). Any investors wishing to purchase or otherwise deal in the securities covered in this report should contact RHBSHK. RHBSHK is a wholly owned subsidiary of RHB Hong Kong Limited; for the purposes of disclosure under the Hong Kong jurisdiction herein, please note that RHB Hong Kong Limited with its affiliates (including but not limited to RHBSHK) will collectively be referred to as "RHBHK." RHBHK conducts a full-service, integrated investment banking, asset management, and brokerage business. RHBHK does and seeks to do business with companies covered in its research reports. As a result, investors should be aware that the firm may have a conflict of interest that could affect the objectivity of this research report. Investors should consider this report as only a single factor in making their investment decision. Importantly, please see the company-specific regulatory disclosures below for compliance with specific rules and regulations under the Hong Kong jurisdiction. Other than company-specific disclosures relating to RHBHK, this research report is based on current public information that we consider reliable, but we do not represent it is accurate or complete, and it should not be relied on as such.

## United States

This report was prepared by RHB and is being distributed solely and directly to "major" U.S. institutional investors as defined under, and pursuant to, the requirements of Rule 15a-6 under the U.S. Securities and Exchange Act of 1934, as amended (the "Exchange Act"). Accordingly, access to this report via Bursa Marketplace or any other Electronic Services Provider is not intended for any party other than "major" US institutional investors, nor shall be deemed as solicitation by RHB in any manner. RHB is not registered as a broker-dealer in the United States and does not offer brokerage services to U.S. persons. Any order for the purchase or sale of the securities discussed herein that are listed on Bursa Malaysia Securities Berhad must be placed with and through Auerbach Grayson ("AG"). Any order for the purchase or sale of all other securities discussed herein must be placed with and through such other registered U.S. broker-dealer as appointed by RHB from time to time as required by the Exchange Act Rule 15a-6. This report is confidential and not intended for distribution to, or use by, persons other than the recipient and its employees, agents and advisors, as applicable. Additionally, where research is distributed via Electronic Service Provider, the analysts whose names appear in this report are not registered or qualified as research analysts in the United States and are not associated persons of Auerbach Grayson AG or such other registered U.S. broker-dealer as appointed by RHB from time to time and therefore may not be subject to any applicable restrictions under Financial Industry Regulatory Authority ("FINRA") rules on communications with a subject company, public appearances and personal trading. Investing in any non-U.S. securities or related financial instruments discussed in this research report may present certain risks. The securities of non-U.S. issuers may not be registered with, or be subject to the regulations of, the U.S. Securities and Exchange Commission. Information on non-U.S. securities or related financial instruments may be limited. Foreign companies may not be subject to audit and reporting standards and regulatory requirements comparable to those in the United States. The financial instruments discussed in this report may not be suitable for all investors. Transactions in foreign markets may be subject to regulations that differ from or offer less protection than those in the United States.

## DISCLOSURE OF CONFLICTS OF INTEREST

RHB Investment Bank Berhad, its subsidiaries (including its regional offices) and associated companies, ("RHBIB Group") form a diversified financial group, undertaking various investment banking activities which include, amongst others, underwriting, securities trading, market making and corporate finance advisory.

As a result of the same, in the ordinary course of its business, any member of the RHBIB Group, may, from time to time, have business relationships with or hold positions in the securities (including capital market products) or perform and/or solicit investment, advisory or other services from any of the subject company(ies) covered in this research report.

While the RHBIB Group will ensure that there are sufficient information barriers and internal controls in place where necessary, to prevent/manage any conflicts of interest to ensure the independence of this report, investors should also be aware

that such conflict of interest may exist in view of the investment banking activities undertaken by the RHBIB Group as mentioned above and should exercise their own judgement before making any investment decisions.

## Malaysia

Save as disclosed in the following link ([RHB Research conflict disclosures – Feb 2020](#)) and to the best of our knowledge, RHBIB hereby declares that:

1. RHBIB does not have a financial interest in the securities or other capital market products of the subject company(ies) covered in this report.
2. RHBIB is not a market maker in the securities or capital market products of the subject company(ies) covered in this report.
3. None of RHBIB's staff or associated person serve as a director or board member\* of the subject company(ies) covered in this report  
*\*For the avoidance of doubt, the confirmation is only limited to the staff of research department*
4. RHBIB did not receive compensation for investment banking or corporate finance services from the subject company in the past 12 months.
5. RHBIB did not receive compensation or benefit (including gift and special cost arrangement e.g. company/issuer-sponsored and paid trip) in relation to the production of this report.

## Thailand

RHB Securities (Thailand) PCL and/or its directors, officers, associates, connected parties and/or employees, may have, or have had, interests and/or commitments in the securities in subject company(ies) mentioned in this report or any securities related thereto. Further, RHB Securities (Thailand) PCL may have, or have had, business relationships with the subject company(ies) mentioned in this report. As a result, investors should exercise their own judgment carefully before making any investment decisions.

## Indonesia

PT RHB Sekuritas Indonesia is not affiliated with the subject company(ies) covered in this report both directly or indirectly as per the definitions of affiliation above. Pursuant to the Capital Market Law (Law Number 8 Year 1995) and the supporting regulations thereof, what constitutes as affiliated parties are as follows:

1. Familial relationship due to marriage or blood up to the second degree, both horizontally or vertically;
2. Affiliation between parties to the employees, Directors or Commissioners of the parties concerned;
3. Affiliation between 2 companies whereby one or more member of the Board of Directors or the Commissioners are the same;
4. Affiliation between the Company and the parties, both directly or indirectly, controlling or being controlled by the Company;
5. Affiliation between 2 companies which are controlled, directly or indirectly, by the same party; or
6. Affiliation between the Company and the main Shareholders.

PT RHB Sekuritas Indonesia is not an insider as defined in the Capital Market Law and the information contained in this report is not considered as insider information prohibited by law. Insider means:

- a. a commissioner, director or employee of an Issuer or Public Company;
- b. a substantial shareholder of an Issuer or Public Company;
- c. an individual, who because of his position or profession, or because of a business relationship with an Issuer or Public Company, has access to inside information; and
- d. an individual who within the last six months was a Person defined in letters a, b or c, above.

## Singapore

Save as disclosed in the following link ([RHB Research conflict disclosures – Feb 2020](#)) and to the best of our knowledge, RHB Securities Singapore Pte Ltd hereby declares that:

1. RHB Securities Singapore Pte Ltd, its subsidiaries and/or associated companies do not make a market in any issuer covered in this report.
2. RHB Securities Singapore Pte Ltd, its subsidiaries and/or its associated companies and its analysts do not have a financial interest (including a shareholding of 1% or more) in the issuer covered in this report.
3. RHB Securities, its staff or connected persons do not serve on the board or trustee positions of the issuer covered in this report.
4. RHB Securities Singapore Pte Ltd, its subsidiaries and/or its associated companies do not have and have not within the last 12 months had any corporate finance advisory relationship with the issuer covered in this report or any other relationship that may create a potential conflict of interest.
5. RHB Securities Singapore Pte Ltd, or person associated or connected to it do not have any interest in the acquisition or disposal of, the securities, specified securities based derivatives contracts or units in a collective investment scheme covered in this report.
6. RHB Securities Singapore Pte Ltd and its analysts do not receive any compensation or benefit in connection with the production of this research report or recommendation.

## Analyst Certification

The analyst(s) who prepared this report, and their associates hereby, certify that: (1) they do not have any financial interest in the securities or other capital market products of the subject companies mentioned in this report, except for:

Analyst	Company
-	-

---

(2) no part of his or her compensation was, is or will be directly or indirectly related to the specific recommendations or views expressed in this report.



#### **KUALA LUMPUR**

**RHB Investment Bank Bhd**  
Level 3A, Tower One, RHB Centre  
Jalan Tun Razak  
Kuala Lumpur 50400  
Malaysia  
Tel : +603 9280 8888  
Fax : +603 9200 2216

#### **JAKARTA**

**PT RHB Sekuritas Indonesia**  
Revenue Tower, 11th Floor, District 8  
- SCBD  
Jl. Jendral Sudirman Kav 52-53  
Jakarta 12190  
Indonesia  
Tel : +6221 509 39 888  
Fax : +6221 509 39 777

#### **HONG KONG**

**RHB Securities Hong Kong Ltd.**  
12<sup>th</sup> Floor, World-Wide House  
19 Des Voeux Road  
Central  
Hong Kong  
Tel : +852 2525 1118  
Fax : +852 2810 0908

#### **BANGKOK**






**RHB Securities (Thailand) PCL**  
10th Floor, Sathorn Square Office  
Tower  
98, North Sathorn Road, Silom  
Bangrak, Bangkok 10500  
Thailand  
Tel: +66 2088 9999  
Fax :+66 2088 9799

#### **SINGAPORE**

**RHB Securities Singapore  
Pte Ltd.**  
10 Collyer Quay  
#09-08 Ocean Financial Centre  
Singapore 049315  
Tel : +65 6533 1818  
Fax : +65 6532 6211





ช่วงคะแนน Score	สัญลักษณ์ Rang Number of Logo	ความหมาย	Description
90 - 100		ดีเลิศ	Excellent
80 - 89		ดีมาก	Very Good
70 - 79		ดี	Good
60 - 69		ดีพอใช้	Satisfactory
50 - 59		ผ่าน	Pass
ต่ำกว่า 50	No logo give	N/A	N/A

Website: [www.thai-iod.com](http://www.thai-iod.com)

### IOD (IOD Disclaimer)

ผลสำรวจการกำกับดูแลกิจการบริษัทจดทะเบียนที่แสดงไว้นี้ เป็นผลที่ได้จากการสำรวจและประเมินข้อมูลของบริษัทจดทะเบียนในตลาดหลักทรัพย์แห่งประเทศไทย และตลาดหลักทรัพย์ เอ็ม เอ ไอ (“บริษัทจดทะเบียน”) เปิดเผยต่อสาธารณะและเป็นข้อมูลให้ผู้ลงทุนทั่วไปสามารถเข้าถึงได้ ผลสำรวจดังกล่าวจึงเป็นการนำเสนอข้อมูลในมุมมองของบุคคลภายนอกต่อมาตรฐานการกำกับดูแลกิจการของบริษัทจดทะเบียน โดยไม่ได้เป็นการประเมินผลการปฏิบัติงานหรือการดำเนินการของบริษัทจดทะเบียนอื่นทั้งมิได้ใช้ข้อมูลภายในของบริษัทจดทะเบียนในการประเมิน ดังนั้นผลสำรวจที่แสดงนี้จึงไม่ได้เป็นการรับรองถึงผลการปฏิบัติงานหรือการดำเนินการของบริษัทจดทะเบียนและไม่ถือเป็นการให้คำแนะนำในการลงทุนในหลักทรัพย์ของบริษัทจดทะเบียนหรือคำแนะนำใดๆ ผู้ใช้ข้อมูลจึงควรใช้วิจารณญาณของตนเองในการวิเคราะห์และตัดสินใจในการใช้ข้อมูลใดๆ ที่เกี่ยวกับบริษัทจดทะเบียนที่แสดงในผลสำรวจนี้

ทั้งนี้บริษัทหลักทรัพย์ อาร์เอชบี (ประเทศไทย) จำกัด (มหาชน) มิได้ยืนยันหรือรับรองถึงความครบถ้วนและถูกต้องของผลสำรวจดังกล่าวแต่อย่างใด

ข้อมูล Anti-Corruption Progress Indicator 2560

ประกาศเจตนาธรรม CAC

A	ASK	CHG	FC	GREEN	JUTHA	MATCH	NINE	PIMO	RWI	SPPT	TFI	TU	VNT
AI	AU	CHOTI	FER	GSTEL	KASET	MATI	NMG	PK	SANKO	SPRC	THE	TVD	WAVE
AIE	BCH	CHOW	FPI	GUNKUL	KBS	MBAX	NNCL	PL	SAUCE	SR	TICON	TVO	WHA
AIRA	BJC	CIG	FSMART	HARN	KCAR	MC	NTV	PLANB	SC	SRICHA	TIP	TVT	WICE
AJ	BJCHI	COL	GEL	IFS	KTECH	MFEC	NUSA	POST	SCCC	SST	TKN	TWPC	WIJK
ALUCON	BLAND	COM7	GFPT	ILINK	KWC	MIDA	NWR	PRINC	SCN	STA	TLUXE	U	TRUE
AMATAV	BR	CPALL	GGC	INET	KYE	MILL	OGC	PRO	SEAOIL	SUPER	TMILL	UPA	
AOT	BROCK	CPF	GIFT	IRC	L&E	ML	PACE	PSTC	SE-ED	SUSCO	TMT	UREKA	
APCO	BRR	CPR	GJS	J	LEE	MTLS	PAF	PYLON	SENA	SWC	TNP	UWC	
AQUA	CEN	CSC	GLOBAL	JMART	LIT	NBC	PAP	QTC	SIRI	SYMC	TPA	VGI	
ARROW	CGH	EKH	GOLD	JMT	LVT	NCL	PATO	ROH	SMART	TAKUNI	TSE	VIBHA	
ASIA	CHEWA	EPCO	GPSC	JUBILE	MAKRO	NEP	PCSGH	ROJNA	SPACK	TBSP	TTI	VIH	

ได้รับการรับรอง CAC

ADVANC	BKI	CPN	FE	INTUCH	LANNA	MSC	PLAT	PTT	SAT	SNP	TCMC	TMD	UOBKH
AKP	BLA	CSL	FNS	IRPC	LHBANK	MTI	PM	PTTEP	SCB	SORKON	TFG	TNITY	WACOAL
AMANAH	BROOK	DCC	FSS	IVL	LHK	NKI	PPP	PTTGC	SCC	SPC	TGCI	TNL	
AP	BTS	DEMCO	GBX	K	LPN	NSI	PPS	Q-CON	SCG	SPI	THANI	TOG	
ASP	BWG	DIMET	GCAP	KBANK	MBK	OCC	PRANDA	QH	SGP	SSF	THCOM	TOP	
AYUD	CENTEL	DRT	GLOW	KCE	MBKET	OCEAN	PREB	QLT	SINGER	SSI	THRE	TPCORP	
BAFS	CFRESH	DTAC	HANA	KGI	MCOT	PB	PRG	RATCH	SIS	SSSC	THREL	TRU	
BANPU	CIMBT	DTC	HMPRO	KKP	MFC	PDI	PSH	RML	SITHAI	SVI	TIPCO	TSC	
BAY	CM	EASTW	HTC	KSL	MINT	PE	PSL	ROBINS	SMIT	SYNTEC	TISCO	TSSTH	
BBL	CNS	ECL	ICC	KTB	MONO	PG	PT	S & J	SMPC	TAE	TKT	TTCL	
BCP	CPI	EGCO	IFEC	KTC	MOONG	PHOL	PTG	SABINA	SNC	TCAP	TMB	TVI	

N/A

2S	ARIP	BSM	CSS	FMT	INOX	LTX	NPK	RCL	SFP	SUC	TITLE	TSR	VPO
AAV	AS	BTC	CTW	FN	INSURE	M	NPP	RICH	SGF	SUN	TIW	TSTE	VTE
ABICO	ASAP	BTNC	CWT	FOCUS	IRCP	MACO	NVD	RICHY	SHANG	SUTHA	TK	TTA	WG
ACAP	ASEFA	BTW	D	FORTH	IT	MAJOR	NYT	RJH	SIAM	SVH	TKS	TTL	WHAUP
ACC	ASIAN	BUI	DCON	FTE	ITD	MALEE	OHTL	ROCK	SIMAT	SVOA	TM	TTTM	WIN
ADAM	ASIMAR	CBG	DCORP	FVC	ITEL	MANRIN	OISHI	RP	SKE	SYNEX	TMC	TTW	WINNER
ADB	ASN	CCET	DDD	GC	JAS	MAX	ORI	RPC	SKN	T	TMI	TUCC	WORK
AEC	ATP30	CCP	DELTA	GENCO	JCT	M-CHAI	OTO	RPH	SKR	TACC	TMW	TWP	WORLD
AEONTS	AUCT	CGD	DIGI	GL	JKN	MCS	PAE	RS	SKY	TAPAC	TNDT	TWZ	WP
AF	BA	CHARAN	DNA	GLAND	JSP	MDX	PDG	RSP	SLP	TASCO	TNH	TYCN	WPH
AFC	BAT-3K	CHO	DTCI	GPI	JTS	MEGA	PERM	S	SMK	TC	TNPC	UAC	WR
AGE	BCPG	CHUO	EA	GRAMMY	JWD	METCO	PF	S11	SMM	TCB	TNR	UBIS	XO
AH	BDMS	CI	EARTH	GRAND	KAMART	MGT	PICO	SAFARI	SMT	TCC	TOA	UEC	YCI
AHC	BEAUTY	CITY	EASON	GTB	KC	MJD	PJW	SALEE	SOLAR	TCCC	TOPP	UKEM	YNP
AIT	BEC	CK	ECF	GULF	KCM	MK	PLANET	SAM	SPA	TCJ	TPAC	UMI	YUASA
AJA	BEM	CKP	EE	GYT	KDH	MM	PLE	SAMART	SPALI	TCOAT	TPBI	UMS	ZIGA
AKR	BFIT	CMO	EFORL	HFT	KIAT	MODERN	PMTA	SAMCO	SPCG	TEAM	TPCH	UNIQU	ZMICO
ALLA	BGRIM	CMR	EIC	HOTPOT	KKC	MPG	POLAR	SAMTEL	SPG	TFD	TIPL	UP	
ALT	BGT	CNT	EMC	HPT	KOOL	MPIC	POMPUI	SAPPE	SPORT	TFMAMA	TIPIP	UPF	
AMA	BH	COLOR	EPG	HTECH	KTIS	NC	PORT	SAWAD	SPVI	TGPRO	TPOLY	UPOIC	
AMARIN	BIG	COMAN	ERW	HUMAN	KWG	NCH	PPM	SAWANG	SQ	TH	TPP	UT	
AMATA	BIZ	CPH	ESSO	HYDRO	LALIN	NDR	PRAKIT	SCI	SSC	THAI	TR	UTP	
AMC	BKD	CPL	ESTAR	ICHI	LDC	NETBAY	PRECHA	SCP	SSP	THANA	TRC	UV	
ANAN	BLISS	CPT	ETE	ICN	LH	NEW	PRIN	SDC	STANLY	THG	TRITN	UVAN	
APCS	BM	CRANE	EVER	IEC	LOXLEY	NEWS	PRM	SE	STAR	THIP	TRT	VARO	
APEX	BOL	CRD	F&D	IHL	LPH	NFC	PTL	SEAFCO	STEC	THL	TRUBB	VCOM	
APURE	BPP	CSP	FANCY	III	LRH	NOBLE	RAM	SELIC	STHAI	THMUI	TSF	VI	
AQ	BSBM	CSR	FLOYD	INGRS	LST	NOK	RCI	SF	STPI	TIC	TSI	VNG	

Source: Thai Institute of Directors

ข้อมูลบริษัทที่เข้าร่วมโครงการแนวร่วมปฏิบัติของภาคเอกชนไทยในการต่อต้านทุจริต (Thai CAC) ของสมาคมส่งเสริมสถาบันกรรมการบริษัทไทย (ข้อมูล ณ วันที่ 17 ต.ค.)

- ได้ประกาศเจตนาธรรมนี้เข้าร่วม CAC
- ได้รับการรับรอง CAC

การเปิดเผยการประเมินดัชนีชี้วัดความคืบหน้าการป้องกันกรมีส่วนเกี่ยวข้องกับการทุจริตคอร์รัปชัน (Anti-Corruption Progress Indicators) ของบริษัทจดทะเบียนในตลาดหลักทรัพย์แห่งประเทศไทยที่จัดทำโดยสถาบันที่เกี่ยวข้องซึ่งมีการเปิดเผยโดยสำนักงานคณะกรรมการกำกับหลักทรัพย์และตลาดหลักทรัพย์นี้เป็นการดำเนินการตามนโยบายและตามแผนพัฒนาความยั่งยืนสำหรับบริษัทจดทะเบียนโดยผลการประเมินดังกล่าว สถาบันที่เกี่ยวข้องอาศัยข้อมูลที่ได้รับจากบริษัทจดทะเบียนตามที่บริษัทจดทะเบียนได้ระบุในแบบแสดงข้อมูลเพื่อการประเมิน Anti-Corruption ซึ่งอ้างอิงข้อมูลมาจากแบบแสดงรายงานข้อมูลประจำปี แบบ (56-1) รายงานประจำปีแบบ (56-2) หรือในเอกสารหรือรายงานอื่นที่เกี่ยวข้องซึ่งเป็นบุคคลภายนอก โดยมีได้เป็นการประเมินการปฏิบัติของบริษัทจดทะเบียนในตลาดหลักทรัพย์แห่งประเทศไทยและมิได้ใช้ข้อมูลภายในเพื่อการประเมิน เนื่องจากผลการประเมินดังกล่าวเป็นเพียงผลการประเมิน ณ วันที่ ปรากฏในผลการประเมินเท่านั้น ดังนั้นผลการประเมินจึงอาจเปลี่ยนแปลงได้ภายหลังวันดังกล่าว หรือรับรองความถูกต้องครบถ้วนของผลประเมินดังกล่าวได้อย่างใด