

13 May 2022

Industrials | Road & Rail

ทางด่วนและรถไฟฟ้ากรุงเทพ (BEM TB)

“ซื้อ” (คงคำแนะนำ)

การกลับมาของการเติบโตรออยู่ข้างหน้า; “ซื้อ”

- คงคำแนะนำ “ซื้อ” ด้วยราคาเป้าหมายอิงวิธี SOP ที่ 9.90 บาท มี upside 22% และเงินปันผลราว 2% แม้ว่า ผลประกอบการ 1Q65 ของ ทางด่วนและรถไฟฟ้ากรุงเทพ นั้นจะต่ำกว่าการคาดการณ์ของเรา เราคาดว่ากำไรของบริษัทจะกลับมาในช่วง 2Q65 และผลงานของ FY65 น่าจะฟื้นตัวอย่างมาก การประกวดราคาโครงการรถไฟฟ้า MRT สายสีส้มนั้นน่าจะเป็นปัจจัยบวกหลักของ BEM ในปีนี้
- ผลประกอบการ 1Q65 ต่ำกว่าที่เราคาดการณ์ BEM เปิดแยกกำไรสุทธิของ 1Q65 ที่ 336 ล้านบาท (+10% YoY, -15% QoQ) แม้ว่าจะมีรายได้หลักของ 1Q65 ที่ค่อนข้างต่ำที่ 3.1 พันล้านบาท (-0.5% YoY, +1% QoQ) แบ่งเป็นรายได้ 1.9 พันล้าน (+1.8% YoY, +0.6% QoQ) จากธุรกิจทางด่วนนั้นเพิ่มขึ้น YoY โดยหลักๆมาจากการขึ้นค่าทางด่วนซึ่งเป็นไปตามสัญญาสัมปทานของโครงการทางพิเศษศรีรัช-วงแหวนรอบนอกกรุงเทพฯ ในวันที่ 15 ธ.ค. 2564 - ทั้งๆที่ปริมาณการใช้ทางด่วนทั้งหมดลดลงเล็กน้อยที่ 1%YoY ไปที่ 961,800 เที่ยว/วัน อย่างไรก็ตามรายได้จากธุรกิจ MRT ลดลง YoY เหลือ 991 ล้านบาท (-3% YoY, +6.5% QoQ) เนื่องจากรายได้จากราคาโดยสารจากโครงการรถไฟฟ้า MRT สายสีส้มถูกกดดันด้วยผลกระทบจากโรคระบาดส่งผลให้ค่าเฉลี่ยของจำนวนผู้โดยสารลดลง 12%YoY ที่ 187,800 เที่ยว/วัน รายได้ค่าพัฒนาเชิงพาณิชย์ลดลงที่ 196 ล้านบาท (-8.7% YoY, -15.7% QoQ) จากการหดตัวของรายได้จากการโฆษณา ซึ่งไปในทิศทางเดียวกับการควบคุมค่าใช้จ่ายในการโฆษณาของภาคเอกชนในช่วงการระบาดโรค GPM ถือเป็นปัจจัยหลักของผลประกอบการที่น่าผิดหวังของ 1Q65 โดยลดลงไปที่ 38.4% ต่างจากการคาดการณ์ของเราที่ 41.1%
- รูปแบบ sideways ใน 4M65 ตัวเลขผู้ใช้ทางด่วนและผู้โดยสาร MRT สายสีส้มมีรูปแบบใกล้เคียงกันซึ่งแกว่งอยู่ในรอบแคบตั้งแต่เดือน ม.ค. - เม.ษ. 2565 ค่าเฉลี่ยของผู้ใช้บริการทางด่วนใน 4M65 นั้นอยู่ในระดับประมาณ 9 แสนถึง 1 ล้านเที่ยวต่อวัน ในขณะที่จำนวนผู้โดยสารของรถไฟฟ้า MRT สายสีส้มยังคงอยู่ที่ระหว่าง 170,000 - 200,000 เที่ยว/วัน อย่างไรก็ตามค่าเฉลี่ยของผู้ใช้บริการทางด่วนใน 4M65 นั้นเพิ่มขึ้นเล็กน้อยที่ 2.6%YoY ในทางกลับกันค่าเฉลี่ยของจำนวนผู้โดยสารของรถไฟฟ้า MRT สายสีส้มเงินลดลง 5.7%YoY แสดงว่าผลกระทบจากโรคระบาดที่มีต่อจำนวนผู้โดยสาร MRT นั้นยังคงสูง โดยจำนวนผู้โดยสารนั้นได้รับผลกระทบมาตั้งแต่ต้นปี
- ผลประกอบการ FY65 พุ่งขึ้น YoY หากดูตามตัวเลขจริงของ 4M65 เราคาดว่าจำนวนผู้ใช้บริการทางด่วนและผู้โดยสาร MRT น่าจะค่อยๆเพิ่มขึ้นจากเดือน พ.ค. ไปยังเดือน ธ.ค. 2565 ในขณะที่ผู้บริหารได้คาดการณ์ตัวเลขของ FY65 (ผู้ให้บริการทางด่วนที่ 1-1.1 ล้านเที่ยว/วัน และผู้โดยสาร MRT ที่ 250,000 เที่ยว/วัน) เพื่อที่จะไปถึงตัวเลขระดับของ FY63 หากดูจากค่าดัชนีนำที่ลดลงในธุรกิจทางด่วนแล้ว เราคาดว่ากำไรสุทธิของ FY65F น่าจะพุ่งขึ้นที่เกือบ 200%YoY.
- คงราคาเป้าหมาย จากวิธีการประเมินภายในของเรา เราให้คะแนน ESG ของ BEM อยู่ที่ 3.3 เนื่องจากคะแนน ESG เท่ากับค่าเฉลี่ยของประเทศ เราจึงให้ premium/discount ที่ 0% และสรุปราคาเป้าหมายอิงวิธี DCF ที่ 9.90 บาท

Target Price (Return): THB9.90 (21.5%)
 Price (Market Cap): THB8.15 (USD3,589m)
 ESG score: 3.30 (out of 4)
 Avg Daily Turnover (THB/USD) 333m/10.0m

Analyst

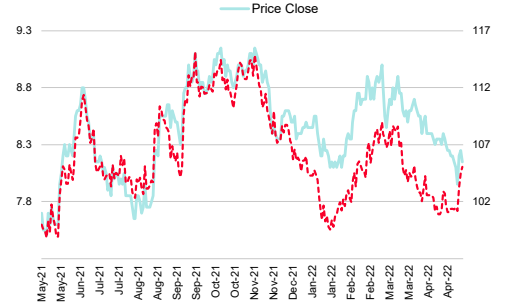
Chatree Srismaicharoen
 +66 2088 9743
chatree.sr@rhbgroup.com



Share Performance (%)

| | YTD | 1m | 3m | 6m | 12m |
|----------------------------|-------------|-------|-------|--------|-----|
| Absolute | (3.6) | (3.0) | (6.9) | (10.9) | 5.8 |
| Relative | 0.8 | 2.4 | (0.1) | (7.9) | 5.0 |
| 52-wk Price low/high (THB) | 7.50 – 9.15 | | | | |

Bangkok Expressway & Metro (BEM TB)



Source: Bloomberg

Overall ESG Score: 3.30 (out of 4)

E: ดี

BEM ยืนยันว่าจะมอบบริการที่สะดวกสบาย รวดเร็ว และปลอดภัยให้กับผู้ใช้ทางด่วน เพื่อที่จะลดความเสี่ยงทางเศรษฐกิจจากการเผาไหม้เชื้อเพลิงระหว่างที่จราจรติดขัด ให้เหลือน้อยที่สุด ในส่วนของระบบรถไฟฟ้าใต้ดิน นอกจากจะมอบบริการที่ปลอดภัย สะดวก และรวดเร็วแล้ว รถไฟฟ้าใต้ดินยังเป็นขนส่งสาธารณะที่เป็นมิตรต่อสิ่งแวดล้อม ใช้พลังงานสะอาด ลมมลภาวะทางอากาศ และลดการปล่อยแก๊สเรือนกระจกและคาร์บอนไดออกไซด์

S: ดีเยี่ยม

BEM ทำกิจกรรมเพื่อแสดงความรับผิดชอบต่อสังคมสำหรับผลกระทบที่ BEM อาจมีต่อชุมชนและสังคมในวงกว้าง BEM ร่วมส่งเสริมและรักษาความเป็นอยู่ของชุมชน โดยมีแนวทางการดำเนินงานเกี่ยวกับการดูแลและมีส่วนร่วมในการพัฒนาชุมชนแบ่งออกเป็น 3 กลุ่มเป้าหมาย: i) ต้นทาง (ชุมชนที่อยู่รอบ ๆ สถานีที่ปฏิบัติงานของบริษัท) ii) ระหว่างทาง (ชุมชนตามแนวเส้นทางให้บริการ) และ iii) ปลายทาง (สังคมโดยรวม)

G: ดีเยี่ยม

โครงสร้างและความยืดหยุ่นของการกำกับดูแลของ BEM มีความสำคัญที่จะทำให้เกิดความสอดคล้องในการบริหารจัดการความเสี่ยงเชิงกลยุทธ์ และการบริหารข้อมูลที่สำคัญ ถูกต้อง ทันเวลา ทั้งระบบ IT Governance เพื่อให้ BEM สามารถบริหารทรัพยากรให้สามารถตอบสนองต่อสภาพแวดล้อมทางธุรกิจที่เปลี่ยนแปลงอยู่ตลอดเวลาได้อย่างมีประสิทธิภาพสูงสุด

| Forecasts and Valuation | Dec-20 | Dec-21 | Dec-22F | Dec-23F | Dec-24F |
|---------------------------------|--------|--------|---------|---------|---------|
| Total turnover (THBm) | 13,489 | 10,727 | 14,375 | 14,809 | 16,054 |
| Recurring net profit (THBm) | 2,048 | 1,010 | 2,974 | 3,106 | 3,832 |
| Recurring net profit growth (%) | (24.7) | (50.7) | 194.4 | 4.5 | 23.4 |
| Recurring P/E (x) | 60.82 | 123.33 | 41.89 | 40.11 | 32.51 |
| P/B (x) | 3.3 | 3.3 | 3.2 | 3.1 | 3.0 |
| P/CF (x) | 23.28 | 43.41 | 38.47 | 22.22 | 19.44 |
| Dividend Yield (%) | 1.1 | 1.2 | 1.6 | 1.6 | 2.0 |
| EV/EBITDA (x) | 29.60 | 45.27 | 21.82 | 21.13 | 17.94 |
| Return on average equity (%) | 5.4 | 2.7 | 7.8 | 7.9 | 9.4 |
| Net debt to equity (%) | 175.4 | 183.9 | 194.2 | 187.2 | 178.0 |

Source: Company data, RHB

13 May 2022

Industrials | Road & Rail

Financial Exhibits

| Asia | Financial summary (THB) | Dec-20 | Dec-21 | Dec-22F | Dec-23F | Dec-24F |
|--|-------------------------------------|---------------|---------------|----------------|----------------|----------------|
| Thailand | Recurring EPS | 0.13 | 0.07 | 0.19 | 0.20 | 0.25 |
| Industrials | DPS | 0.09 | 0.10 | 0.13 | 0.13 | 0.16 |
| Bangkok Expressway and Metro | BVPS | 2.50 | 2.47 | 2.54 | 2.61 | 2.70 |
| BEM TB | Return on average equity (%) | 5.4 | 2.7 | 7.8 | 7.9 | 9.4 |
| Buy | | | | | | |
| | Valuation metrics | Dec-20 | Dec-21 | Dec-22F | Dec-23F | Dec-24F |
| Valuation basis | Recurring P/E (x) | 60.82 | 123.33 | 41.89 | 40.11 | 32.51 |
| We use SOP methodology: | P/B (x) | 3.3 | 3.3 | 3.2 | 3.1 | 3.0 |
| i. The company's core businesses are based on DCF; | FCF Yield (%) | 1.1 | 0.7 | (3.2) | 2.1 | 3.0 |
| ii. CK Power and TTW are based on Bloomberg consensus. | Dividend Yield (%) | 1.1 | 1.2 | 1.6 | 1.6 | 2.0 |
| | EV/EBITDA (x) | 29.60 | 45.27 | 21.82 | 21.13 | 17.94 |
| | EV/EBIT (x) | 47.19 | 69.01 | 33.66 | 32.69 | 28.16 |
| Key drivers | | | | | | |
| Chance of winning new infrastructure projects under public-private partnership schemes | Income statement (THBm) | Dec-20 | Dec-21 | Dec-22F | Dec-23F | Dec-24F |
| | Total turnover | 13,489 | 10,727 | 14,375 | 14,809 | 16,054 |
| | Gross profit | 5,063 | 3,737 | 6,876 | 7,055 | 7,999 |
| | EBITDA | 5,924 | 3,929 | 8,424 | 8,666 | 10,138 |
| | Depreciation and amortisation | (2,208) | (1,352) | (2,964) | (3,063) | (3,679) |
| | Operating profit | 3,716 | 2,577 | 5,460 | 5,602 | 6,459 |
| | Net interest | (1,816) | (1,960) | (2,288) | (2,267) | (2,220) |
| | Pre-tax profit | 2,437 | 1,145 | 3,721 | 3,887 | 4,795 |
| | Taxation | (382) | (134) | (744) | (777) | (959) |
| | Reported net profit | 2,051 | 1,010 | 2,974 | 3,106 | 3,832 |
| | Recurring net profit | 2,048 | 1,010 | 2,974 | 3,106 | 3,832 |
| Key risks | | | | | | |
| Weaker-than-expected traffic and ridership growth | Cash flow (THBm) | Dec-20 | Dec-21 | Dec-22F | Dec-23F | Dec-24F |
| | Change in working capital | 1,746 | 1,534 | 59 | 80 | (144) |
| | Cash flow from operations | 5,351 | 2,870 | 3,239 | 5,606 | 6,409 |
| | Capex | (3,960) | (2,047) | (7,231) | (2,935) | (2,650) |
| | Cash flow from investing activities | (3,724) | (1,731) | (7,231) | (2,935) | (2,650) |
| | Dividends paid | (1,376) | (1,529) | (1,933) | (2,019) | (2,491) |
| | Cash flow from financing activities | (717) | (1,621) | 4,851 | (1,720) | (4,202) |
| | Cash at beginning of period | 704 | 1,614 | 1,131 | 1,990 | 2,941 |
| | Net change in cash | 909 | (482) | 858 | 952 | (443) |
| | Ending balance cash | 1,613 | 1,132 | 1,990 | 2,941 | 2,499 |
| Company Profile | | | | | | |
| BEM conducts construction and operations of expressways, operations management of MRT systems, and other related businesses. | Balance sheet (THBm) | Dec-20 | Dec-21 | Dec-22F | Dec-23F | Dec-24F |
| | Total cash and equivalents | 2,375 | 1,897 | 2,755 | 3,707 | 3,264 |
| | Tangible fixed assets | 379 | 384 | 286 | 365 | 340 |
| | Total investments | 15,961 | 16,030 | 16,030 | 16,030 | 16,030 |
| | Total assets | 113,616 | 115,088 | 122,702 | 124,401 | 124,441 |
| | Short-term debt | 11,360 | 8,544 | 13,637 | 14,750 | 15,787 |
| | Total long-term debt | 57,728 | 62,667 | 64,354 | 63,536 | 60,784 |
| | Total liabilities | 75,582 | 77,390 | 83,956 | 84,560 | 83,251 |
| | Total equity | 38,034 | 37,699 | 38,747 | 39,841 | 41,190 |
| | Total liabilities & equity | 113,616 | 115,088 | 122,702 | 124,401 | 124,441 |
| | Key metrics | Dec-20 | Dec-21 | Dec-22F | Dec-23F | Dec-24F |
| | Revenue growth (%) | (16.3) | (20.5) | 34.0 | 3.0 | 8.4 |
| | Recurrent EPS growth (%) | (24.7) | (50.7) | 194.4 | 4.5 | 23.4 |
| | Gross margin (%) | 37.5 | 34.8 | 47.8 | 47.6 | 49.8 |
| | Operating EBITDA margin (%) | 43.9 | 36.6 | 58.6 | 58.5 | 63.2 |
| | Net profit margin (%) | 15.2 | 9.4 | 20.7 | 21.0 | 23.9 |
| | Dividend payout ratio (%) | 67.1 | 151.3 | 65.0 | 65.0 | 65.0 |
| | Capex/sales (%) | 29.4 | 19.1 | 50.3 | 19.8 | 16.5 |
| | Interest cover (x) | 1.76 | 1.18 | 2.16 | 2.08 | 2.51 |

Source: Company data, RHB

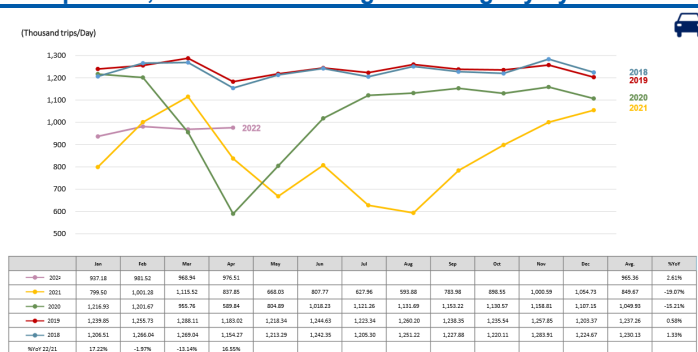
Figure 1: 1Q22 earnings grew YoY and QoQ, in line with our estimates

| FYE Dec (THBm) | 1Q21 | 2Q21 | 3Q21 | 4Q21 | 1Q22 | YoY (%) | QoQ (%) |
|---------------------------|-------|-------|-------|-------|-------|---------|---------|
| Total Turnover | 3,111 | 2,403 | 2,153 | 3,060 | 3,094 | (0.5) | 1.1 |
| Gross Profit | 1,154 | 680 | 617 | 1,287 | 1,189 | 3.0 | (7.6) |
| Gross Profit Margin (%) | 37.1 | 28.3 | 28.6 | 42.1 | 38.4 | | |
| EBITDA | 1,165 | 649 | 569 | 1,253 | 1,251 | 7.5 | (0.1) |
| EBITDA Margin (%) | 37.4 | 27.0 | 26.4 | 41.0 | 40.4 | | |
| EBIT | 840 | 396 | 352 | 989 | 925 | 10.1 | (6.5) |
| EBIT Margin (%) | 27.0 | 16.5 | 16.4 | 32.3 | 29.9 | | |
| Interest expense | (532) | (549) | (549) | (556) | (570) | 7.1 | 2.4 |
| Pre-tax profit | 382 | 186 | 82 | 496 | 419 | 9.9 | (15.4) |
| Pre-tax profit margin (%) | 12.3 | 7.7 | 3.8 | 16.2 | 13.5 | | |
| Tax | (76) | 15 | 27 | (100) | (83) | 10.0 | (16.6) |
| Minority Interest | (1) | (0) | 0 | 0 | 0 | NM | NM |
| Net Profit | 305 | 200 | 108 | 396 | 336 | 10.1 | (15.1) |

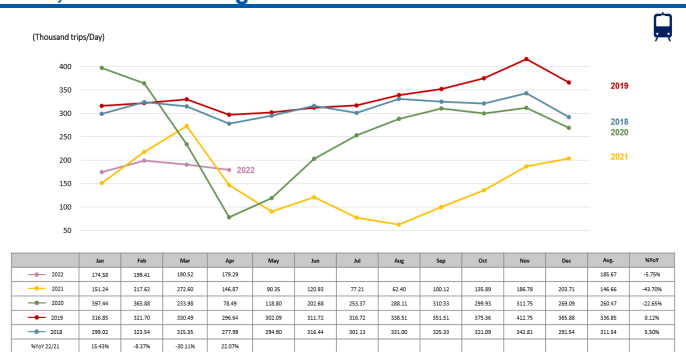
Source: Company data, RHB

Figure 2: Expressway traffic numbers were almost flat from Jan-Apr 2022; its 4-month average rose slightly by 2.6% YoY

Figure 3: Blue-Line MRT ridership was also flat from Jan-Apr 2022; 4-month average declined 5.7%YoY



Source: Company data



Source: Company data

Figure 4: SOP valuation

| | Value (THBm) | Remarks | |
|--|--------------|---|-----------------------------------|
| Expressway business | 79,253 | Based on a contract extension for expressway network sectors – including the second stage (A, B, C, and D) and the Bang Pa-in-Pak Kret section – which will end on 31 Oct 2035. | |
| Mass transit business | 90,127 | | |
| Commercial development | 25,342 | | |
| BEM's investments listed on the SET | Stake | | |
| CK Power | 17.59% | 9,152 | Based on Bloomberg consensus' FV. |
| TTW | 18.47% | 10,170 | Based on Bloomberg consensus' FV. |
| Other operating assets | | 4,798 | |
| Net debt | | (67,474) | |
| Minority interest | | (42) | |
| Total | | 151,326 | |
| Number of shares outstanding | | 15,285 | |
| Intrinsic value (THB) | | 9.90 | |
| ESG premium / (discount) | | 0% | |
| TP (THB) | | 9.90 | |

Source: RHB

Recommendation Chart

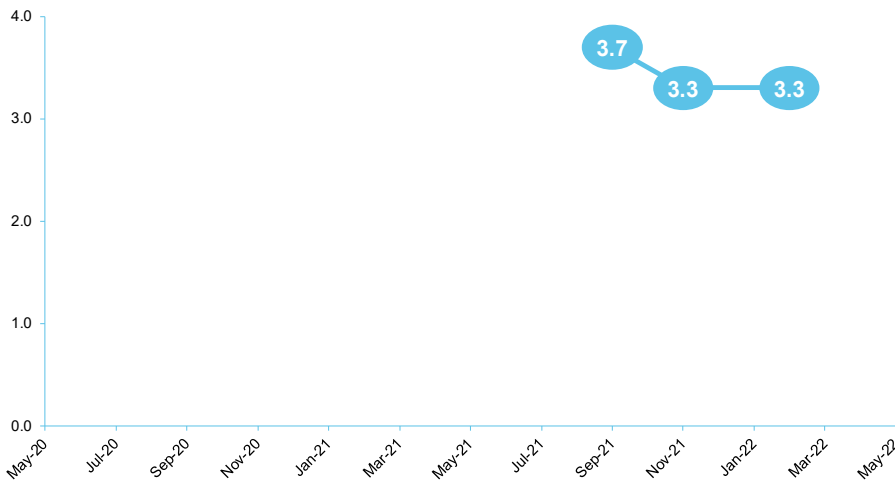


Source: RHB, Bloomberg

| Date | Recommendation | Target Price | Price |
|------------|----------------|--------------|-------|
| 2022-04-21 | Buy | 9.9 | 8.4 |
| 2021-11-17 | Buy | 10.1 | 9.0 |
| 2021-09-12 | Buy | 9.9 | 8.4 |
| 2021-04-15 | Buy | 10.4 | 8.1 |
| 2020-05-18 | Buy | 11.5 | 9.6 |
| 2020-03-24 | Buy | 9.3 | 6.7 |
| 2019-06-28 | Neutral | 10.8 | 11.4 |

Source: RHB, Bloomberg

ESG Rating History



Source: RHB

RHB Guide to Investment Ratings

| | |
|---------------------|--|
| Buy: | Share price may exceed 10% over the next 12 months |
| Trading Buy: | Share price may exceed 15% over the next 3 months, however longer-term outlook remains uncertain |
| Neutral: | Share price may fall within the range of +/- 10% over the next 12 months |
| Take Profit: | Target price has been attained. Look to accumulate at lower levels |
| Sell: | Share price may fall by more than 10% over the next 12 months |
| Not Rated: | Stock is not within regular research coverage |

Investment Research Disclaimers

RHB has issued this report for information purposes only. This report is intended for circulation amongst RHB and its affiliates' clients generally or such persons as may be deemed eligible by RHB to receive this report and does not have regard to the specific investment objectives, financial situation and the particular needs of any specific person who may receive this report. This report is not intended, and should not under any circumstances be construed as, an offer or a solicitation of an offer to buy or sell the securities referred to herein or any related financial instruments.

This report may further consist of, whether in whole or in part, summaries, research, compilations, extracts or analysis that has been prepared by RHB's strategic, joint venture and/or business partners. No representation or warranty (express or implied) is given as to the accuracy or completeness of such information and accordingly investors should make their own informed decisions before relying on the same.

This report is not directed to, or intended for distribution to or use by, any person or entity who is a citizen or resident of or located in any locality, state, country or other jurisdiction where such distribution, publication, availability or use would be contrary to the applicable laws or regulations. By accepting this report, the recipient hereof (i) represents and warrants that it is lawfully able to receive this document under the laws and regulations of the jurisdiction in which it is located or other applicable laws and (ii) acknowledges and agrees to be bound by the limitations contained herein. Any failure to comply with these limitations may constitute a violation of applicable laws.

All the information contained herein is based upon publicly available information and has been obtained from sources that RHB believes to be reliable and correct at the time of issue of this report. However, such sources have not been independently verified by RHB and/or its affiliates and this report does not purport to contain all information that a prospective investor may require. The opinions expressed herein are RHB's present opinions only and are subject to change without prior notice. RHB is not under any obligation to update or keep current the information and opinions expressed herein or to provide the recipient with access to any additional information. Consequently, RHB does not guarantee, represent or warrant, expressly or impliedly, as to the adequacy, accuracy, reliability, fairness or completeness of the information and opinion contained in this report. Neither RHB (including its officers, directors, associates, connected parties, and/or employees) nor does any of its agents accept any liability for any direct, indirect or consequential losses, loss of profits and/or damages that may arise from the use or reliance of this research report and/or further communications given in relation to this report. Any such responsibility or liability is hereby expressly disclaimed.

Whilst every effort is made to ensure that statement of facts made in this report are accurate, all estimates, projections, forecasts, expressions of opinion and other subjective judgments contained in this report are based on assumptions considered to be reasonable and must not be construed as a representation that the matters referred to therein will occur. Different assumptions by RHB or any other source may yield substantially different results and recommendations contained on one type of research product may differ from recommendations contained in other types of research. The performance of currencies may affect the value of, or income from, the securities or any other financial instruments referenced in this report. Holders of depositary receipts backed by the securities discussed in this report assume currency risk. Past performance is not a guide to future performance. Income from investments may fluctuate. The price or value of the investments to which this report relates, either directly or indirectly, may fall or rise against the interest of investors.

This report may contain comments, estimates, projections, forecasts and expressions of opinion relating to macroeconomic research published by RHB economists of which should not be considered as investment ratings/advice and/or a recommendation by such economists on any securities discussed in this report.

This report does not purport to be comprehensive or to contain all the information that a prospective investor may need in order to make an investment decision. The recipient of this report is making its own independent assessment and decisions regarding any securities or financial instruments referenced herein. Any investment discussed or recommended in this report may be unsuitable for an investor depending on the investor's specific investment objectives and financial position. The material in this report is general information intended for recipients who understand the risks of investing in financial instruments. This report does not take into account whether an investment or course of action and any associated risks are suitable for the recipient. Any recommendations contained in this report must therefore not be relied upon as investment advice based on the recipient's personal circumstances. Investors should make their own independent evaluation of the information contained herein, consider their own investment objective, financial situation and particular needs and seek their own financial, business, legal, tax and other advice regarding the appropriateness of investing in any securities or the investment strategies discussed or recommended in this report.

This report may contain forward-looking statements which are often but not always identified by the use of words such as "believe", "estimate", "intend" and "expect" and statements that an event or result "may", "will" or "might" occur or be achieved and other similar expressions. Such forward-looking statements are based on assumptions made and information currently available to RHB and are subject to known and unknown risks, uncertainties and other factors which may cause the actual results, performance or achievement to be materially different from any future results, performance or achievement, expressed or implied by such forward-looking statements. Caution should be taken with respect to such statements and recipients of this report should not place undue reliance on any such forward-looking statements. RHB expressly disclaims any obligation to update or revise any forward-looking statements, whether as a result of new information, future events or circumstances after the date of this publication or to reflect the occurrence of unanticipated events.

The use of any website to access this report electronically is done at the recipient's own risk, and it is the recipient's sole responsibility to take precautions to ensure that it is free from viruses or other items of a destructive nature. This report may also provide the addresses of, or contain hyperlinks to, websites. RHB takes no responsibility for the content contained therein. Such addresses or hyperlinks (including addresses or hyperlinks to RHB own website material) are provided solely for the recipient's convenience. The information and the content of the linked site do not in any way form part of this report. Accessing such website or following such link through the report or RHB website shall be at the recipient's own risk.

This report may contain information obtained from third parties. Third party content providers do not guarantee the accuracy, completeness, timeliness or availability of any information and are not responsible for any errors or omissions (negligent or otherwise), regardless of the cause, or for the results obtained from the use of such content. Third party content providers give no express or implied warranties, including, but not limited to, any warranties of merchantability or fitness for a particular purpose or use. Third party content providers shall not be liable for any direct, indirect, incidental, exemplary, compensatory, punitive, special or consequential damages, costs, expenses, legal fees, or losses (including lost income or profits and opportunity costs) in connection with any use of their content.

The research analysts responsible for the production of this report hereby certifies that the views expressed herein accurately and exclusively reflect his or her personal views and opinions about any and all of the issuers or securities analysed in this report and were prepared independently and autonomously. The research analysts that authored this report are precluded by RHB in all circumstances from trading in the securities or other financial instruments referenced in the report, or from having an interest in the company(ies) that they cover.

The contents of this report is strictly confidential and may not be copied, reproduced, published, distributed, transmitted or passed, in whole or in part, to any other person without the prior express written consent of RHB and/or its affiliates. This report has been delivered to RHB and its affiliates' clients for information purposes only and upon the express understanding that such parties will use it only for the purposes set forth above. By electing to view or accepting a copy of this report, the recipients have agreed that they will not print, copy, videotape, record, hyperlink, download, or otherwise attempt to reproduce or re-transmit (in any form including hard copy or electronic distribution format) the contents of this report. RHB and/or its affiliates accepts no liability whatsoever for the actions of third parties in this respect.

The contents of this report are subject to copyright. Please refer to Restrictions on Distribution below for information regarding the distributors of this report. Recipients must not reproduce or disseminate any content or findings of this report without the express permission of RHB and the distributors.

The securities mentioned in this publication may not be eligible for sale in some states or countries or certain categories of investors. The recipient of this report should have regard to the laws of the recipient's place of domicile when contemplating transactions in the securities or other financial instruments referred to herein. The securities discussed in this report may not have been registered in such jurisdiction. Without prejudice to the foregoing, the recipient is to note that additional disclaimers, warnings or qualifications may apply based on geographical location of the person or entity receiving this report.

The term "RHB" shall denote, where appropriate, the relevant entity distributing or disseminating the report in the particular jurisdiction referenced below, or, in every other case, RHB Investment Bank Berhad and its affiliates, subsidiaries and related companies.

RESTRICTIONS ON DISTRIBUTION

Malaysia

This report is issued and distributed in Malaysia by RHB Investment Bank Berhad ("RHBIB"). The views and opinions in this report are our own as of the date hereof and is subject to change. If the Financial Services and Markets Act of the United Kingdom or the rules of the Financial Conduct Authority apply to a recipient, our obligations owed to such recipient therein are unaffected. RHBIB has no obligation to update its opinion or the information in this report.

Thailand

This report is issued and distributed in the Kingdom of Thailand by RHB Securities (Thailand) PCL, a licensed securities company that is authorised by the Ministry of Finance, regulated by the Securities and Exchange Commission of Thailand and is a member of the Stock Exchange of Thailand. The Thai Institute of Directors Association

has disclosed the Corporate Governance Report of Thai Listed Companies made pursuant to the policy of the Securities and Exchange Commission of Thailand. RHB Securities (Thailand) PCL does not endorse, confirm nor certify the result of the Corporate Governance Report of Thai Listed Companies.

Indonesia

This report is issued and distributed in Indonesia by PT RHB Sekuritas Indonesia. This research does not constitute an offering document and it should not be construed as an offer of securities in Indonesia. Any securities offered or sold, directly or indirectly, in Indonesia or to any Indonesian citizen or corporation (wherever located) or to any Indonesian resident in a manner which constitutes a public offering under Indonesian laws and regulations must comply with the prevailing Indonesian laws and regulations.

Singapore

This report is issued and distributed in Singapore by RHB Bank Berhad (through its Singapore branch) which is an exempt capital markets services entity and an exempt financial adviser regulated by the Monetary Authority of Singapore. RHB Bank Berhad (through its Singapore branch) may distribute reports produced by its respective foreign entities, affiliates or other foreign research houses pursuant to an arrangement under Regulation 32C of the Financial Advisers Regulations. Where the report is distributed in Singapore to a person who is not an Accredited Investor, Expert Investor or an Institutional Investor, RHB Bank Berhad (through its Singapore branch) accepts legal responsibility for the contents of the report to such persons only to the extent required by law. Singapore recipients should contact RHB Bank Berhad (through its Singapore branch) in respect of any matter arising from or in connection with the report.

United States

This report was prepared by RHB is meant for distribution solely and directly to "major" U.S. institutional investors as defined under, and pursuant to, the requirements of Rule 15a-6 under the U.S. Securities and Exchange Act of 1934, as amended (the "Exchange Act") via a registered U.S. broker-dealer as appointed by RHB from time to time. Accordingly, any access to this report via Bursa Marketplace or any other Electronic Services Provider is not intended for any party other than "major" US institutional investors (via a registered U.S broker-dealer), nor shall be deemed as solicitation by RHB in any manner. RHB is not registered as a broker-dealer in the United States and currently has not appointed a U.S. broker-dealer. Additionally, RHB does not offer brokerage services to U.S. persons. Any order for the purchase or sale of all securities discussed herein must be placed with and through a registered U.S. broker-dealer as appointed by RHB from time to time as required by the Exchange Act Rule 15a-6. For avoidance of doubt, RHB reiterates that it has not appointed any U.S. broker-dealer during the issuance of this report. This report is confidential and not intended for distribution to, or use by, persons other than the recipient and its employees, agents and advisors, as applicable. Additionally, where research is distributed via Electronic Service Provider, the analysts whose names appear in this report are not registered or qualified as research analysts in the United States and are not associated persons of any registered U.S. broker-dealer as appointed by RHB from time to time and therefore may not be subject to any applicable restrictions under Financial Industry Regulatory Authority ("FINRA") rules on communications with a subject company, public appearances and personal trading. Investing in any non-U.S. securities or related financial instruments discussed in this research report may present certain risks. The securities of non-U.S. issuers may not be registered with, or be subject to the regulations of, the U.S. Securities and Exchange Commission. Information on non-U.S. securities or related financial instruments may be limited. Foreign companies may not be subject to audit and reporting standards and regulatory requirements comparable to those in the United States. The financial instruments discussed in this report may not be suitable for all investors. Transactions in foreign markets may be subject to regulations that differ from or offer less protection than those in the United States.

DISCLOSURE OF CONFLICTS OF INTEREST

RHB Investment Bank Berhad, its subsidiaries (including its regional offices) and associated companies, ("RHBIB Group") form a diversified financial group, undertaking various investment banking activities which include, amongst others, underwriting, securities trading, market making and corporate finance advisory.

As a result of the same, in the ordinary course of its business, any member of the RHBIB Group, may, from time to time, have business relationships with, hold any positions in the securities and/or capital market products (including but not limited to shares, warrants, and/or derivatives), trade or otherwise effect transactions for its own account or the account of its customers or perform and/or solicit investment, advisory or other services from any of the subject company(ies) covered in this research report.

While the RHBIB Group will ensure that there are sufficient information barriers and internal controls in place where necessary, to prevent/manage any conflicts of interest to ensure the independence of this report, investors should also be aware that such conflict of interest may exist in view of the investment banking activities undertaken by the RHBIB Group as mentioned above and should exercise their own judgement before making any investment decisions.

In Singapore, investment research activities are conducted under RHB Bank Berhad (through its Singapore branch), and the disclaimers above similarly apply.

Malaysia

Save as disclosed in the following link [RHB Research conflict disclosures - May 2022](#) and to the best of our knowledge, RHBIB hereby declares that:

1. RHBIB does not have a financial interest in the securities or other capital market products of the subject company(ies) covered in this report.
2. RHBIB is not a market maker in the securities or capital market products of the subject company(ies) covered in this report.
3. None of RHBIB's staff or associated person serve as a director or board member* of the subject company(ies) covered in this report
**For the avoidance of doubt, the confirmation is only limited to the staff of research department*
4. RHBIB did not receive compensation for investment banking or corporate finance services from the subject company in the past 12 months.
5. RHBIB did not receive compensation or benefit (including gift and special cost arrangement e.g. company/issuer-sponsored and paid trip) in relation to the production of this report.

Thailand

Save as disclosed in the following link [RHB Research conflict disclosures - May 2022](#) and to the best of our knowledge, RHB Securities (Thailand) PCL hereby declares that:

1. RHB Securities (Thailand) PCL does not have a financial interest in the securities or other capital market products of the subject company(ies) covered in this report.
2. RHB Securities (Thailand) PCL is not a market maker in the securities or capital market products of the subject company(ies) covered in this report.
3. None of RHB Securities (Thailand) PCL's staff or associated person serve as a director or board member* of the subject company(ies) covered in this report
**For the avoidance of doubt, the confirmation is only limited to the staff of research department*
4. RHB Securities (Thailand) PCL did not receive compensation for investment banking or corporate finance services from the subject company in the past 12 months.
5. RHB Securities (Thailand) PCL did not receive compensation or benefit (including gift and special cost arrangement e.g. company/issuer-sponsored and paid trip) in relation to the production of this report.

Indonesia

Save as disclosed in the following link [RHB Research conflict disclosures - May 2022](#) and to the best of our knowledge, PT RHB Sekuritas Indonesia hereby declares that:

1. PT RHB Sekuritas Indonesia and its investment analysts, does not have any interest in the securities of the subject company(ies) covered in this report.
For the avoidance of doubt, interest in securities include the following:
 - a) Holding directly or indirectly, individually or jointly own/hold securities or entitled for dividends, interest or proceeds from the sale or exercise of the subject company's securities covered in this report*;
 - b) Being bound by an agreement to purchase securities or has the right to transfer the securities or has the right to pre subscribe the securities*.
 - c) Being bound or required to buy the remaining securities that are not subscribed/placed out pursuant to an Initial Public Offering*.
 - d) Managing or jointly with other parties managing such parties as referred to in (a), (b) or (c) above.
2. PT RHB Sekuritas Indonesia is not a market maker in the securities or capital market products of the subject company(ies) covered in this report.
3. None of PT RHB Sekuritas Indonesia's staff** or associated person serve as a director or board member* of the subject company(ies) covered in this report.
4. PT RHB Sekuritas Indonesia did not receive compensation for investment banking or corporate finance services from the subject company in the past 12 months.
5. PT RHB Sekuritas Indonesia** did not receive compensation or benefit (including gift and special cost arrangement e.g. company/issuer-sponsored and paid trip) in relation to the production of this report:

Notes:

**The overall disclosure is limited to information pertaining to PT RHB Sekuritas Indonesia only.*

***The disclosure is limited to Research staff of PT RHB Sekuritas Indonesia only.*

Singapore

Save as disclosed in the following link [RHB Research conflict disclosures - May 2022](#) and to the best of our knowledge, the Singapore Research department of RHB Bank Berhad (through its Singapore branch) hereby declares that:

1. RHB Bank Berhad, its subsidiaries and/or associated companies do not make a market in any issuer covered by the Singapore research analysts in this report.
2. RHB Bank Berhad, its subsidiaries and/or its associated companies and its analysts do not have a financial interest (including a shareholding of 1% or more) in the issuer covered by the Singapore research analysts in this report.
3. RHB Bank Berhad's Singapore research staff or connected persons do not serve on the board or trustee positions of the issuer covered by the Singapore research analysts in this report.
4. RHB Bank Berhad, its subsidiaries and/or its associated companies do not have and have not within the last 12 months had any corporate finance advisory relationship with the issuer covered by the Singapore research analysts in this report or any other relationship that may create a potential conflict of interest.
5. RHB Bank Berhad's Singapore research analysts, or person associated or connected to it do not have any interest in the acquisition or disposal of, the securities, specified securities based derivatives contracts or units in a collective investment scheme covered by the Singapore research analysts in this report.
6. RHB Bank Berhad's Singapore research analysts do not receive any compensation or benefit in connection with the production of this research

report or recommendation on the issuer covered by the Singapore research analysts.

Analyst Certification

The analyst(s) who prepared this report, and their associates hereby, certify that:

(1) they do not have any financial interest in the securities or other capital market products of the subject companies mentioned in this report, except for:

| Analyst | Company |
|---------|---------|
| - | - |

(2) no part of his or her compensation was, is or will be directly or indirectly related to the specific recommendations or views expressed in this report.



KUALA LUMPUR

RHB Investment Bank Bhd

Level 3A, Tower One, RHB Centre
Jalan Tun Razak
Kuala Lumpur 50400
Malaysia
Tel : +603 9280 8888
Fax : +603 9200 2216

JAKARTA

PT RHB Sekuritas Indonesia

Revenue Tower, 11th Floor, District 8 - SCBD
Jl. Jendral Sudirman Kav 52-53
Jakarta 12190
Indonesia
Tel : +6221 509 39 888
Fax : +6221 509 39 777

BANGKOK

RHB Securities (Thailand) PCL

10th Floor, Sathorn Square Office Tower
98, North Sathorn Road, Silom
Bangrak, Bangkok 10500
Thailand
Tel: +66 2088 9999
Fax :+66 2088 9799

SINGAPORE

RHB Bank Berhad (Singapore branch)

90 Cecil Street
#04-00 RHB Bank Building
Singapore 069531
Fax: +65 6509 0470

Corporate Governance Report Rating 2021 (CG Score) as of 30 Dec 2021

Companies with Excellent CG Scoring by alphabetical order

| | | | | | | | | | |
|-------|--------|--------|--------|-------|--------|--------|--------|--------|--------|
| AAV | BGC | CSS | GRAMM | LH | NWR | PTTEP | SENA | TEAMG | TTA |
| ADVAN | BGRIM | DDD | GULF | LHFG | NYT | PTTGC | SHR | TFMAMA | TTB |
| AF | BIZ | DELTA | GUNKUL | LIT | OISHI | PYLON | SIRI | TGH | TTCL |
| AH | BKI | DEMCO | HANA | LPN | OR | Q-CON | SIS | THANA | TTW |
| AIRA | BOL | DRT | HARN | MACO | ORI | QH | SITHAI | THANI | TU |
| AKP | BPP | DTAC | HMPRO | MAJOR | OSP | QTC | SMK | THCOM | TVD |
| ALT | BRR | DUSIT | ICC | MAKRO | OTO | RATCH | SMPC | THG | TVI |
| AMA | BTS | EA | ICHI | MALEE | PAP | RS | SNC | THIP | TVO |
| AMATA | BTW | EASTW | III | MBK | PCSGH | S | SONIC | THRE | TWPC |
| AMATA | BWG | ECF | ILINK | MC | PDG | S & J | SPALI | THREL | U |
| ANAN | CENTEL | ECL | ILM | MCOT | PDJ | SAAM | SPI | TIPCO | UAC |
| AOT | CFRESH | EE | INTUCH | METCO | PG | SABINA | SPRC | TISCO | UBIS |
| AP | CHEWA | EGCO | IP | MFEC | PHOL | SAMART | SPVI | TK | UV |
| ARIP | CHO | EPG | IRPC | MINT | PLANB | SAMTEL | SSSC | TKT | VGI |
| ARROW | CIMBT | ETC | ITEL | MONO | PLANET | SAT | SST | TMT | VIH |
| ASP | CK | FPI | IVL | MOONG | PLAT | SC | STA | TNDT | WACOA |
| AUCT | CKP | FPT | JSP | MSC | PORT | SCB | STEC | TNTY | WAVE |
| AWC | CM | FSMART | JWD | MST | PPS | SCC | STI | TOA | WHA |
| AYUD | CNT | GBX | K | MTC | PR9 | SCCC | SUN | TOP | WHAUP |
| BAFS | COM7 | GC | KBANK | MVP | PREB | SCG | SUSCO | TPBI | WICE |
| BANPU | COMAN | GCAP | KCE | NCL | PRG | SCGP | SUTHA | TQM | WINNER |
| BAY | COTTO | GFPT | KKP | NEP | PRM | SCM | SVI | TRC | ZEN |
| BBL | CPALL | GGC | KSL | NER | PROUD | SDC | SYMC | TRU | TRUE |
| BCP | CPF | GLAND | KTB | NKI | PSH | SEAFCO | SYNTEC | TSC | |
| BCPG | CPI | GLOBAL | KTC | NOBLE | PSL | SEAOIL | TACC | TSR | |
| BDMS | CPN | GPI | LALIN | NSI | PTG | SE-ED | TASCO | TSTE | |
| BEM | CRC | GPSC | LANNA | NVD | PTT | SELIC | TCAP | TSTH | |



Companies with Very Good CG Scoring by alphabetical order

| | | | | | | | | | |
|--------|--------|--------|--------|--------|-------|--------|--------|-------|--------|
| 2S | ATP30 | CPW | GJS | KIAT | MTI | QLT | SKE | TCC | UMI |
| 7UP | B | CRD | GYT | KISS | NBC | RBF | SKN | TCMC | UOBKH |
| ABICO | BA | CSC | HEMP | KOOL | NCAP | RCL | SKR | TEAM | UP |
| ABM | BAM | CSP | HPT | KTIS | NCH | RICHY | SKY | TFG | UPF |
| ACE | BC | CWT | HTC | KUMWEL | NETBA | RML | SLP | TFI | UPOIC |
| ACG | BCH | DCC | HYDRO | KUN | NEX | ROJNA | SMT | TIGER | UTP |
| ADB | BEC | DCON | ICN | KWC | NINE | RPC | SMT | TITLE | VCOM |
| AEONTS | BEYOND | DHOUSE | IFS | KWM | NRF | RT | SNP | TKN | VL |
| AGE | BFIT | DOD | IMH | L&E | NTV | RWI | SO | TKS | VNT |
| AHC | BJC | DOHOME | IND | LDC | OCC | S11 | SORKON | TM | VPO |
| AIT | BJCHI | DV8 | INET | LEO | OGC | SA | SPA | TMC | VRANDA |
| ALL | BLA | EASON | INSET | LHK | PATO | SAK | SPC | TMD | WGE |
| ALLA | BR | EFORL | INSURE | LOXLEY | PB | SALEE | SPCG | TMI | WIJK |
| ALUCON | BROOK | ERW | IRC | LRH | PICO | SAMCO | SR | TMILL | WP |
| AMANA | CBG | ESSO | IRCP | LST | PIMO | SANKO | SRICHA | TNL | XO |
| AMARIN | CEN | ESTAR | IT | M | PJW | SAPPE | SSC | TNP | XPG |
| APCO | CGH | ETE | ITD | MATCH | PL | SAWAD | SSF | TOG | YUASA |
| APCS | CHARAN | FE | J | MBAX | PM | SCI | STANLY | TPA | |
| APURE | CHAYO | FLOYD | JAS | MEGA | PMTA | SCN | STGT | TPAC | |
| AQUA | CHG | FN | JCK | META | PPP | SCP | STOWER | TPCS | |
| ASAP | CHOTI | FNS | JCKH | MFC | PPPM | SE | STPI | TPS | |
| ASEFA | CHOW | FORTH | JMART | MGT | PRIME | SFLEX | SUC | TRITN | |
| ASIA | CI | FSS | JMT | MICRO | PRIN | SFP | SWC | TRT | |
| ASIAN | CIG | FTE | KBS | MILL | PRINC | SFT | SYNEX | TSE | |
| ASIMAR | CMC | FVC | KCAR | MITSIB | PSG | SGF | TAE | TVT | |
| ASK | COLOR | GEL | KEX | MK | PSTC | SIAM | TAKUNI | TWP | |
| ASN | CPL | GENCO | KGI | MODERN | PT | SINGER | TBSP | UEC | |



Companies with Ver Good CG Scoring by alphabetical order

| | | | | |
|--------|--------|--------|--------|-------|
| A | CMAN | KASET | PRAKIT | THMUI |
| AI | CMO | KCM | PRAPAT | TNH |
| AIE | CMR | KK | PRECHA | TNR |
| AJ | CPT | KKC | PTL | TOPP |
| ALPHAX | CRANE | KWI | RJH | TPCH |
| AMC | CSR | KYE | RP | TPIPL |
| APP | D | LEE | RPH | TPIPP |
| AQ | EKH | LPH | RSP | TPLAS |
| ARIN | EMC | MATI | SABUY | TPOLY |
| AS | EP | M-CHAI | SF | TQR |
| AU | F&D | MCS | SGP | TTI |
| B52 | FMT | MDX | SICT | TYCN |
| BEAUTY | GIFT | MJD | SIMAT | UKEM |
| BGT | GLOCON | MORE | SISB | UMS |
| BH | GREEN | MUD | SK | UNIQ |
| BIG | GSC | NC | SMART | UPA |
| BLAND | GTB | NDR | SOLAR | UREKA |
| BM | HTECH | NFC | SPACK | VIBHA |
| BROCK | HUMAN | NNCL | SPG | W |
| BSBM | IHL | NOVA | SQ | WIN |
| BSM | IIG | NPK | SSP | WORK |
| BTNC | INGRS | NUSA | STARK | WPH |
| BYD | INOX | PAF | STC | YGG |
| CAZ | JAK | PF | SUPER | ZIGA |
| CCP | JR | PK | SVOA | |
| CGD | JTS | PLE | TC | |
| CITY | JUBILE | PPM | TCCC | |

Source : <http://www.thai-iod.com/th/projects-2.asp>

IOD (IOD Disclaimer)

การเปิดเผยผลการสำรวจของสมาคมส่งเสริมสถาบันกรรมการบริษัทไทย (IOD) ในเรื่องการกำกับดูแลกิจการ (Corporate Governance) นี้เป็นการดำเนินการตามนโยบายของสำนักงานคณะกรรมการกำกับหลักทรัพย์และตลาดหลักทรัพย์ โดยการสำรวจของ IOD เป็นการสำรวจและประเมินจากข้อมูลของบริษัทจดทะเบียนในตลาดหลักทรัพย์แห่งประเทศไทยและตลาดหลักทรัพย์เอเอ็มเอไอ ที่มีการเปิดเผยต่อสาธารณะและเป็นข้อมูลที่ผู้ลงทุนทั่วไปสามารถเข้าถึงได้ ดังนั้นผลสำรวจดังกล่าวจึงเป็นการนำเสนอในมุมมองของบุคคลภายนอกโดยไม่ได้เป็นการประเมินการปฏิบัติและมิได้มีการใช้ข้อมูลภายในในการประเมิน

อนึ่งผลการสำรวจดังกล่าวเป็นผลการสำรวจ ณ วันที่ปรากฏในรายงานภาพกำกับดูแลกิจการบริษัทจดทะเบียนไทยเท่านั้น ดังนั้นผลการสำรวจจึงอาจเปลี่ยนแปลงได้ภายหลังวันดังกล่าว ทั้งนี้ บริษัทหลักทรัพย์ อาร์เอชบี จำกัด (มหาชน) มิได้ยืนยันหรือรับรองถึงความถูกต้องของผลการสำรวจดังกล่าวแต่อย่างใด

| Score Range | Number of Logo | Description |
|--------------|----------------|--------------|
| Less than 50 | No logo given | - |
| 50-59 | | Pass |
| 60-69 | | Satisfactory |
| 70-79 | | Good |
| 80-89 | | Very Good |
| 90-100 | | Excellent |

Anti-Corruption Progress Indicator (as of 30 Dec 2021)

ได้รับการรับรอง CAC

| | | | | | | | | | | | | | |
|--------|--------|-------|--------|--------|-------|-------|-------|-------|--------|--------|--------|-------|--------|
| 2S | BAM | CGH | EA | GJS | JKN | MAKRO | NOBLE | PM | RATCH | SKR | SYNTEC | TMILL | TVO |
| ADVANC | BANPU | CHEWA | EASTW | GPI | K | MALEE | NOK | PPP | RML | SMIT | TAE | TMT | TWPC |
| AF | BAY | CHOTI | ECL | GPSC | KASET | MBAX | NSI | PPPM | RWI | SMK | TAKUNI | TNITY | U |
| AI | BBL | CHOW | EGCO | GSTEEL | KBANK | MBK | NWR | PPS | S & J | SMPC | TASCO | TNL | UBE |
| AIE | BCH | CIG | EP | GUNKUL | KBS | MC | OCC | PREB | SAAM | SNC | TBSP | TNP | UBIS |
| AIRA | BCP | CIMBT | EPG | HANA | KCAR | MCOT | OCEAN | PRG | SABINA | SNP | TCAP | TNR | UEC |
| AKP | BCPG | CM | ERW | HARN | KCE | META | OGC | PRINC | SAPPE | SORKON | TCMC | TOG | UKEM |
| AMA | BEYOND | CMC | ESTAR | HEMP | KGI | MFC | ORI | PRM | SAT | SPACK | TFG | TOP | UOBKH |
| AMANAH | BGC | COM7 | ETE | HMPRO | KKP | MFEC | PAP | PROS | SC | SPALI | TFI | TOPP | UPF |
| AMATA | BGRIM | COTTO | FE | HTC | KSL | MINT | PATO | PSH | SCB | SPC | TFMAMA | TPA | UV |
| AMATAV | BJCHI | CPALL | FNS | ICC | KTB | MONO | PB | PSL | SCC | SPI | TGH | TPP | VGI |
| AP | BKI | CPF | FPI | ICHI | KTC | MOONG | PCSGH | PSTC | SCCC | SPRC | THANI | TRU | VIH |
| APCS | BLA | CPI | FPT | IFEC | KWC | MSC | PDG | PT | SCG | SRICHA | THCOM | TRUE | VNT |
| AQUA | BPP | CPN | FSMART | IFS | KWI | MST | PDJ | PTG | SCN | SSF | THIP | TSC | WACOAL |
| ARROW | BROOK | CSC | FSS | ILINK | L&E | MTC | PE | PTT | SEAOIL | SSP | THRE | TSTE | WHA |
| ASIAN | BRR | DCC | FTE | INET | LANNA | MTI | PG | PTTEP | SE-ED | SSSC | THREL | TSTH | WHAUP |
| ASK | BSBM | DELTA | GBX | INSURE | LH | NBC | PHOL | PTTGC | SELIC | SST | TIDLOR | TTA | WICE |
| ASP | BTS | DEMCO | GC | INTUCH | LHFG | NEP | PK | PYLON | SENA | STA | TIPCO | TTB | WIK |
| AWC | BWG | DIMET | GCAP | IRC | LHK | NINE | PL | Q-CON | SGP | STOWER | TISCO | TTCL | XO |
| AYUD | CEN | DRT | GEL | IRPC | LPN | NKI | PLANB | QH | SINGER | SUSCO | TKS | TU | ZEN |

ได้ประกาศเจตนารมณ์เข้าร่วม CAC

| | | | | | | | | | | |
|-------|-----|--------|--------|-------|--------|-------|------|------|-------|-------|
| 7UP | AS | CPR | DOHOME | GULF | JMT | MAJOR | NRF | SAK | STECH | VCOM |
| ABICO | BEC | CPW | ECF | III | JR | MATCH | NUSA | SCGP | STGT | VIBHA |
| AJ | BKD | CRC | EKH | INOX | KEX | MILL | PIMO | SCM | SUPER | WIN |
| ALT | CHG | DDD | ETC | J | KUMWEL | NCL | PR9 | SIS | TOM | YUASA |
| APCO | CPL | DHOUSE | EVER | JMART | LDC | NOVA | RS | STAR | TSI | ZIGA |

ข้อมูล Anti-Corruption Progress Indicator

การเปิดเผยการประเมินดัชนีชี้วัดความคืบหน้าการป้องกันกรมีส่วนเกี่ยวข้องกับการทุจริตคอร์รัปชัน (Anti-corruption Progress Indicators) ของบริษัทจดทะเบียนในตลาดหลักทรัพย์แห่งประเทศไทยที่จัดทำโดยสถาบันที่เกี่ยวข้องซึ่งมีการเปิดเผยโดยสำนักงาน คณะกรรมการกำกับหลักทรัพย์ และตลาดหลักทรัพย์นี้ เป็นการดำเนินการตามนโยบาย และตามแผนพัฒนาความยั่งยืนสำหรับบริษัทจดทะเบียนโดยผลการประเมินดังกล่าว สถาบันที่เกี่ยวข้องอาศัยข้อมูลที่ได้รับจากบริษัทจดทะเบียนตามบริษัทจดทะเบียนได้ระบุในแบบแสดงข้อมูลเพื่อการประเมิน Anti-Corruption ซึ่งอ้างอิงข้อมูลมาจากแบบแสดงรายการข้อมูลประจำปี แบบ (56-1) รายงานประจำปี แบบ (56-2) หรือในเอกสารหรือรายงานอื่นที่เกี่ยวข้องของบริษัทจดทะเบียนนั้น แล้วแต่กรณี ดังนั้น ผลการประเมินดังกล่าวจึงเป็นการนำเสนอในมุมมอง ของสถาบันที่เกี่ยวข้องซึ่งเป็นบุคคลภายนอก โดยมิได้เป็นการประเมินการปฏิบัติของบริษัทจดทะเบียนในตลาดหลักทรัพย์แห่งประเทศไทย และมีได้ใช้ข้อมูลภายในเพื่อการประเมิน

เนื่องจากผลการประเมินดังกล่าวเป็นเพียงผลการประเมิน ณ วันที่ปรากฏในผลการประเมินเท่านั้น ดังนั้น ผลการประเมินจึงอาจเปลี่ยนแปลง

ได้ภายหลังวันดังกล่าว หรือรับรองความถูกต้องครบถ้วนของผลประเมินดังกล่าวแต่อย่างใด ทั้งนี้บริษัทหลักทรัพย์ อาร์เอชบี จำกัด (มหาชน) มิได้

ยืนยันตรวจสอบหรือรับรองความถูกต้องของผลการสำรวจ